



BESPOKE IN MOTION ORDER FORM

DEALER/SHOWROOM: _____

SALESPERSON: _____

DATE: _____

PO#: _____


SIDEMARK: _____

STEP 1 • SELECT SILHOUETTE

(M) Indicates seat with motion


STAND ALONE FRAMES

CHAIR
BAMOTN-REC




☐ Recliner 37"D

CHAIR
BAMOTN-C




☐ Incliner 40"D

LOVESEAT
BAMOTN-L




☐ Incliner 40"D

SOFA
BAMOTN-S



☐ Incliner 40"D

EXTENDED SOFA
BAMOTN-SE



☐ Incliner 40"D

SECTIONAL MOTION FRAMES - INCLINER ONLY 40" D

LEFT ARM LOVESEAT
BAMOTN-LL



RIGHT ARM LOVESEAT
BAMOTN-LR



LEFT ARM SOFA
BAMOTN-SL



RIGHT ARM SOFA
BAMOTN-SR



LEFT ARM CORNER SOFA
BAMOTN-SCL



RIGHT ARM CORNER SOFA
BAMOTN-SCR



MOTIONLESS FRAMES

ARMLESS CHAIR
BAMOTN-CA



ARMLESS LOVESEAT
BAMOTN-LA



CORNER CHAIR
BAMOTN-CC



RECLINER

A Baker recliner provides the ultimate in comfort by both reclining the back of the chair and extending a legrest. A recliner needs extra space both behind and in front of the chair to fully extend. The recliner measures 68" in the fully extended position. 13" at legrest and 17" at headrest.

INCLINER

A Baker incliner creates a relaxed seating experience. The seat and inside back slide forward and a legrest extends while the outside back remains in a fixed position. An incliner needs extra space only in front of the piece. The incliner measures 67" in the fully extended position. 28" at legrest.


While both recliners and incliners are available in stand alone chairs, only incliners are available in loveseats, sofas, and sectional groupings.

STEP 2 • SELECT CUSHION WIDTH


Not applicable to stand-alone chairs or corner chairs. Chairs are 21".

☐ 24" ☐ 30"

STEP 3 • SELECT ARM STYLE




☐ Modern Slope Arm 4"W*




☐ Track Arm 4"W



☐ English Arm 5"W




☐ Wide Track Arm 6"W




☐ Sock Arm 7"W




☐ Lawson Arm 9"W



☐ Modern Track Arm 9"W



☐ Nailed Panel Arm 9"W




☐ Wide Sock Arm 9"W


* Recliner is not available

STEP 4 • SELECT LEG STYLE


*Upcharge




☐ Petite Block Leg 2.5"W x 2"H
Can be used with all arms




☐ Mini Block Leg 3"W x 2"H
Not available on English Arm




☐ Small Block Leg 3.75"W x 2"H
Not available on Track Arm, Sock Arm, Modern Slope Arm & English Arm




☐ Petite Tapered Leg 2.5"W x 2"H
Can be used with all arms




☐ Small Tapered Leg 3"W x 2"H
Not available on English Arm




☐ Tall Tapered Leg 2.5"W x 4"H
Can be used with all arms



☐ Medium Tapered Leg 3"W x 4"H
Not available on English Arm




☐ Large Tapered Leg 4.5"W x 4"H
Only available on Wide Track Arm 6"W and Modern Track Arm 9"W




☐ Recessed Small Tapered Leg 3"W x 4"H
Not available on English Arm




☐ Recessed Large Tapered Leg 4.5"W x 4"H
Only available on Wide Track Arm 6"W and Modern Track Arm 9"W




☐ Fluted Turned Leg 4.5"W x 4"H
Only available on Wide Track Arm 6"W and Modern Track Arm 9"W




☐ Medium Block Leg 5"W x 2"H
Only available on Wide Track Arm 6"W and Modern Track Arm 9"W



☐ Old Brass Block Leg 5"W x 2"H
Only available on Wide Track Arm 6"W and Modern Track Arm 9"W
*Upcharge



☐ Platinum Nickel Block Leg* 5"W x 2"H
Only available on Wide Track Arm 6"W and Modern Track Arm 9"W
*Upcharge



☐ Modern Block Leg 8"W x 2"H
Only available on Modern Track Arm 9"W

STEP 5 • SELECT BACK STYLE



☐ Knife Edge Back Straight Pillow



☐ Boxed Edge Back Straight Pillow



☐ Rounded Corner Back Standard Pillow

STEP 6 • SELECT EDGE

Applied to the cushions and outside back.
Applied to arms unless noted in Step 3.

☐ WELTED EDGES ☐ WELTLESS EDGES ☐ WELTLESS TOP STITCH EDGES*
*Upcharge

STEP 7 • SELECT CUSHION FILL

For full item descriptions, please refer to the Baker | McGuire price list.

SELECT YOUR SEAT CUSHION

- ☐ BAKER COMFORT
(Standard)
- ☐ BAKER FIRM SPRING DOWN
**Upcharge*
- ☐ BAKER COMFORT PLUSH
**Upcharge*
- ☐ BAKER FIBERLUX
(Hypoallergenic)

SELECT YOUR BACK PILLOW

- ☐ BAKER COMFORT ULTRA PLUSH
(Standard)
- ☐ BAKER COMFORT
- ☐ BAKER FIBERLUX
(Hypoallergenic)

SELECT YOUR THROW PILLOW

- ☐ BAKER COMFORT PLUSH
(Standard)
- ☐ BAKER COMFORT ULTRA PLUSH
**Upcharge*
- ☐ BAKER FIBERLUX
(Hypoallergenic)

STEP 8 • SELECT NAIL OPTIONS

Upcharge

- ☐ NAIL TRIM ON BASE
- ☐ SPECIALTY NAIL TRIM ON BASE
- ☐ NO NAIL TRIM
- ☐ HEAD TO HEAD
- ☐ HEAD TO HEAD
- ☐ SPACED
- ☐ SPACED

STEP 9 • SELECT FINISH OPTION

WOOD AND PAINT FINISH OPTIONS

- ☐ TIER 1
- ☐ TIER 2 (upcharge)
- ☐ TIER 3 (upcharge)
- ☐ TIER 4 (upcharge)

STEP 10 • BATTERY NEED

- PLUG IN (included)
- ☐ BATTERY PACK (upcharge)
- Battery gets approximately 200 cycles on a full charge. USB charging should not be used when using battery pack.
Battery installed on frame; run cord to charge.

STEP 11 • ORDER SUMMARY

STEP 1 - SILHOUETTE:	STEP 6 - EDGE:
STEP 2 - CUSHION WIDTH:	STEP 7 - CUSHION FILL:
STEP 3 - ARM STYLE:	STEP 8 - NAIL:
STEP 4 - LEG STYLE:	STEP 9 - FINISH:
STEP 5 - BACK STYLE:	STEP 10 - BATTERY NEED:

ADDITIONAL DECORATIVE SELECTIONS

Contact your customer service representative for COM, tapes, bullions, and additional decorative options.

PRIMARY FABRIC:

LOCATION:

DIRECTION:

GRADE:

\$:

THROW PILLOW FABRIC:

LOCATION:

DIRECTION:

GRADE:

\$:

OTHER FABRIC:

LOCATION:

DIRECTION:

GRADE:

\$:

OTHER FABRIC:

LOCATION:

DIRECTION:

GRADE:

\$:

CONTRASTING WELT:

LOCATION:

DIRECTION:

\$:

SELF DECKING:

\$:

NAIL HEAD FINISH:

\$:

OTHER OPTION:

\$:


OTHER OPTION:

\$:

TOTAL:

DRAW YOUR CONFIGURATION

Please note overall dimensions and cushion-breaks on your sketch.



STEP 12 • CUSTOMER APPROVES ALL DIMENSIONS, DRAWINGS AND DETAILS

CUSTOMER SIGNATURE:

DATE:

TOTAL:

Note: Customer approves all dimensions, drawings and details.